

The ScienceLogic logo features the word "ScienceLogic" in a white, sans-serif font. Above the "i" in "Logic", there are four small, colored dots: orange, blue, green, and a smaller green dot.

ScienceLogic

# ScienceLogic

Style Guide: Logo & Color Guidelines

Logo

The logo for ScienceLogic features the word "ScienceLogic" in a bold, black, sans-serif font. Above the letters "i", "e", "n", and "c" in "Science" are four colored dots: orange, yellow, blue, and green. A small green triangle is positioned above the letter "g" in "Logic".

ScienceLogic

# Logo Variations



2021-sciencelogic-logo-rgb



2021-sciencelogic-logo-rgb-black



2021-sciencelogic-logo-rgb-reverse



2021-sciencelogic-logo-rgb-white

# Logo

- The ScienceLogic logo contains three distinct elements: the ScienceLogic symbol, an icon consisting of Service Health indicators, and the pie graph in the “g.” The ScienceLogic logotype should never be used without the accompanying ScienceLogic symbols.
- The logo must be present on all corporate stationary items, including letterhead, business cards, and envelopes, and should appear on the cover of all printed materials. Do not attempt to recreate artwork for the ScienceLogic logo.

# Logo

## Typography

- The logotype is set in a modified version of the Futura typeface. It should never be modified or recreated, and original digital artwork should always be used for reproduction.

## Color & Contrast

- The multiple variations above are designed to cover all applications and ensure that the logo maintains a dominant presence on all backgrounds.

## One-Color Use

- When the logo is to be used on a light background, utilize the all-black logo.
- When the logo or badge is to be used on a dark background, utilize the all-white logo.

## Multicolor Use


- When the logo is to be used on a light background, utilize the variation-colored symbols with black logotype.
- When the logo or badge is to be used on a dark background, utilize the variation -colored symbols with white logotype.

## Minimum Size

- When manifested physically, the logo must not be depicted smaller than 1.5 inches wide.

# Logo Proximity & Placement

- The ScienceLogic logo must have uninterrupted space around their perimeters to ensure prominence and clarity. Type, graphics, frames, illustrations, or photographs may not exist in these areas.
- The minimum safety space should be determined by the height of the counter of the “o” in the ScienceLogic logotype. This dimension should adjust proportionally with the scale of the logo.



## Cobranding






- Other company logos may appear alongside the ScienceLogic logo as long as proper safety space is maintained and the ScienceLogic logo appears visually dominant.

## Misuse

- Use the ScienceLogic logo as provided. Do not modify the logo in any way.

# Colors



	#1086E8
	#0A214D
	#63BD5A
	#FFC107
	#DBDBDB
	#FF7A00

# Gradients



#0A214D

#1086E8



# 1086E8

#63BD5A



# 63BD5A

#FFC107