

# ScienceLogic SL1 Colosseum V2 Release

## Deliver Better Business Outcomes - Faster

Your business is facing a data challenge today—the sheer variety, volume, and velocity of operational data coming at you is impossible for humans to understand, much less manage. With the Colosseum V2 release, ScienceLogic continues to invest in scalability and data-driven analytics and automation to help you move at the pace your business demands. Assimilate and process higher volumes of data from an ever-increasing set of technologies in your hybrid cloud environment, visualize and understand IT signals within the context of your business, and move fast to diagnose root cause and stay ahead of your customer’s needs. Get another step closer to automated intelligent operations and AIOps.



### See

- App & Cloud visibility
  - Oracle DB, WebSphere
  - Azure services, AWS
- Splunk security and monitoring events
- Scale data collection



### Contextualize

- Enhanced ML-based Anomaly Detection
- Align IT to the Business with N-tier Services
- Synchronize Service Models with ServiceNow
- Monitor Health of SL1 app



### Act

- ServiceNow: Case management
- Cherwell: Incidents, CMDB
- Restorepoint: troubleshoot network config changes
- Visualize and accelerate workflow authoring (PowerFlow builder)

## SL1 Platform Improvements

Unified cross-stack operational view (Global Manager) | Usability Improvements

## Extend Your Modern Data Lake

With the Colosseum V2 release, you can continue to assimilate data from your ever-expanding IT estate – at scale. Monitor an even broader set of cloud and application components. Our expanded data processing capacity allows you to bring in more kinds of data, in larger volumes via enhanced agent-based and agentless collection methods.

Extend Observability to even more Apps, Clouds, and Security. Collect Data at Scale.



- Concurrent Collection
- SL1 Agent-based windows scaling & log collection

## Faster RCA with Enhanced Behavioral Correlation

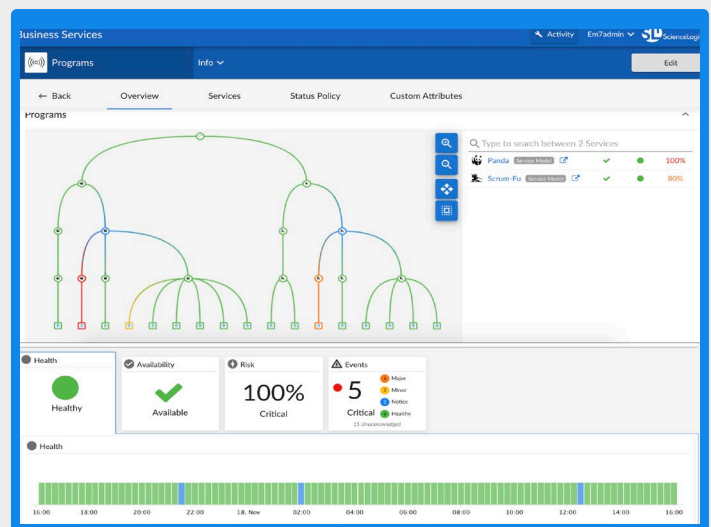
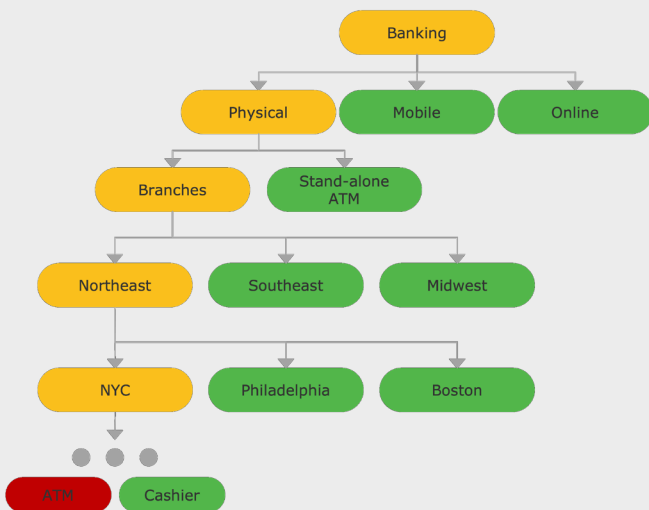
With every component of your heterogeneous IT environment spewing massive amounts of data, it is humanly impossible to sift through the noise and avoid service-impacting issues. With SL1 Colosseum V2, continue to improve your service health management by leveraging enhanced ML-based anomalies and Behavioral Correlation. Further, you can more accurately reflect complex, multiple level service hierarchies within SL1 – by modeling them in the language that your business speaks. Keep the clutter at bay, instantly zero-in on service impact and root cause, and proactively execute best-practice recommendations to ensure optimal service health and user experience.

### Enhanced ML-based Anomaly Detection

- Get started quickly with clear and simple workflows so you can make the most of anomaly detection
- Experience improved pattern matching across broader time ranges, as well as better accuracy

### Align IT to the Business with N-Tier Service Models

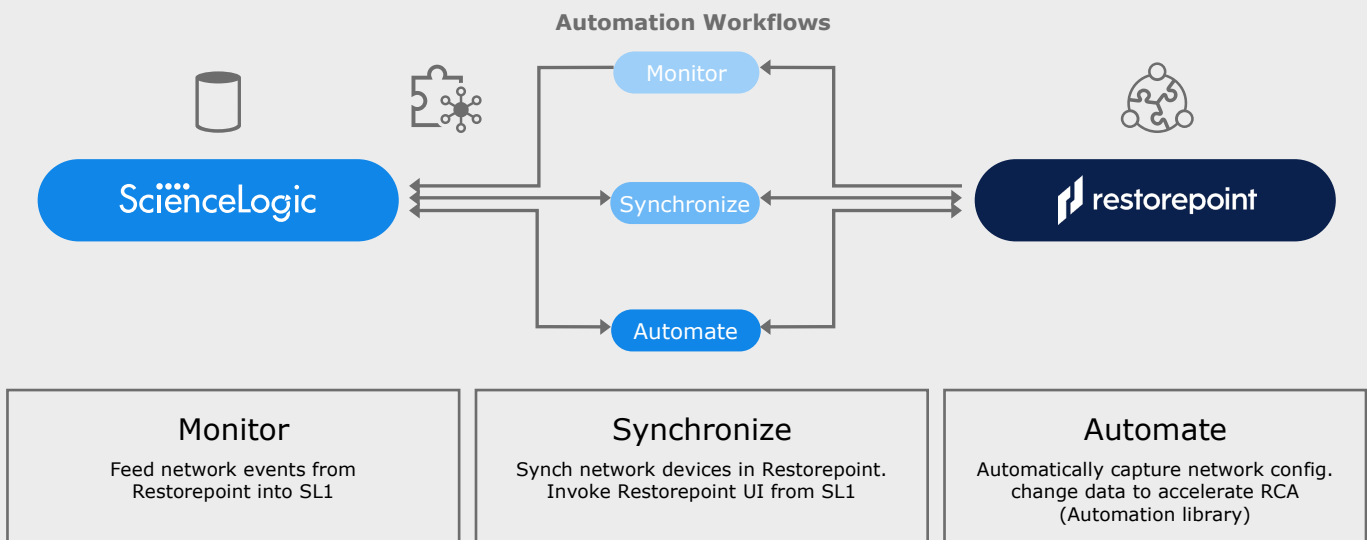
- Model complex Business Services with multiple tiers
- Organize by line of business, function, geography etc. – in the language your business speaks
- Push or pull service models between SL1 and **ServiceNow** – choose your “source of truth”



## Move Fast With Automations

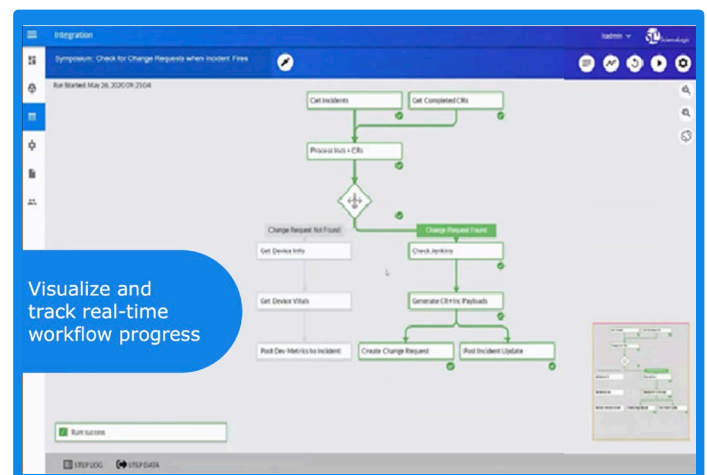
Equipped with real-time insights from across your environment, it's time to take action. SL1 Colosseum V2 introduces automated workflows for more third-party ITSM and Network management solutions including new workflows with Cherwell and Restorepoint, and significant enhancements to the ServiceNow ITSM workflows including a new case management workflow. Additionally, see your workflows in action for quick troubleshooting and quality assurance. Start automating routine operational activities today to proactively reduce risk, speed-up troubleshooting and remediation, and take control of service health and experience.

### Restorepoint: Manage Network Configuration and Changes



### Create and Visualize Workflow Progress in Real-Time

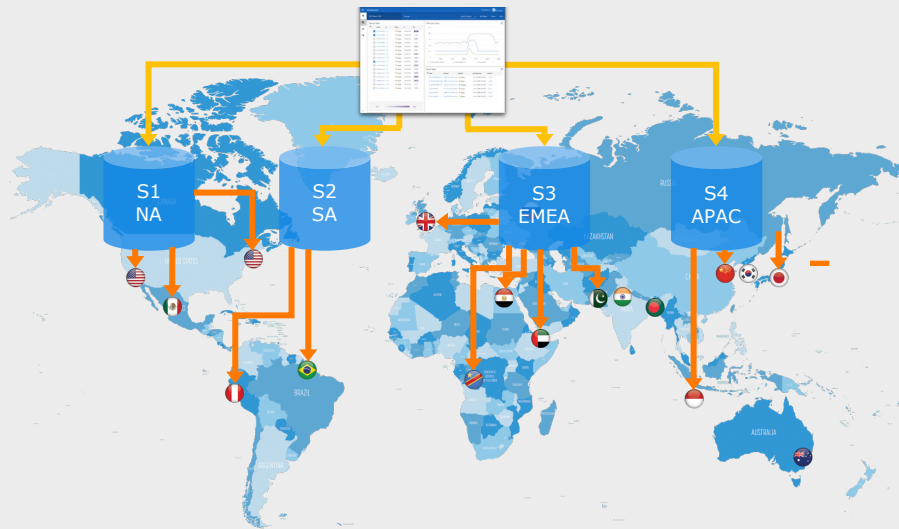
- Author workflows with low-code drag-n-drop PowerFlow builder to manipulate disparate data sources, make design decisions, and implement data-rich workflows
- See your workflows in action with a real-time, step-by-step playout of pre-packaged workflows to see what's actually happening and troubleshoot any issues



## SL1 Platform: Ease of Use and Management

With Customer Experience at the heart of our product design methodologies, ScienceLogic continues to invest in making the SL1 platform easier to use for customers. This release brings a slew of user interface (UI) and workflow improvements, as well as significant improvements to the SL1 Global Manager—consolidate operations across multiple SL1 stacks in a single view (e.g., monitor events across stacks).

### Unify Monitoring and Operations across Multiple SL1 Stacks



Multiple stacks for:  
Data Scale  
Data Sovereignty

### Usability Improvements and Guided Workflows

- Improve device investigation with contextual device views, additional widgets, new layout options, out-of-the-box examples, and more
- Select from 600+ icons for consistent appearance in maps
- Specify current and historic timespans for targeted troubleshooting
- Use guided workflows for fast and easy onboarding

[See Release Notes](#)

[Watch Videos](#)

[Get Started](#)